


# HOW TO MEASURE TO FIT YOUR BLIND



## What you need:



Measuring Tape

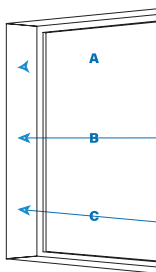


Pencil

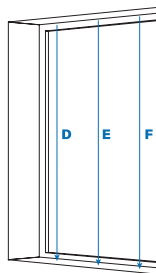


Step Ladder

## Inside the window frame or sliding door.



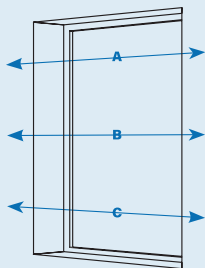
Measure the width inside the window frame in 3 different locations: top (**A**), middle (**B**) and bottom (**C**). Use the smallest width measurement.



Measure the height inside the window frame: left (**D**), middle (**E**), and right (**F**). Use the smallest height measurement.

## Outside the window frame or sliding door.

Decide how much you would like the blind to overlap the window frame on each side, we recommend a minimum of 50mm at each side as well as the top and bottom.



Measure the width outside the window frame in 3 different locations: top (**A**), middle (**B**), and bottom (**C**). Use the highest width measurement.



Measure the height outside the window frame: left (**D**), middle (**E**) and right (**F**). Use the highest height measurement.

Decorland is exclusively available in Game stores nationwide. We have expert consultants in store ready to help you.

GET IN TOUCH 0800 002 635



Facebook: DecorlandSA



Instagram: decorlandza

[www.decorland.co.za](http://www.decorland.co.za)